



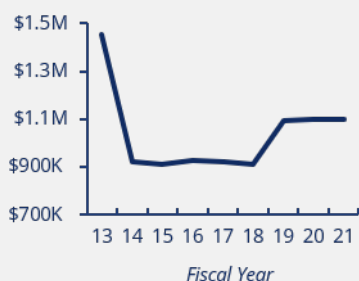
Office of the Assistant Secretary for Preparedness & Response

HOSPITAL PREPAREDNESS PROGRAM

MONTANA

HPP FUNDING

24% decrease in funding
since FY 2013



HIGHLIGHTS

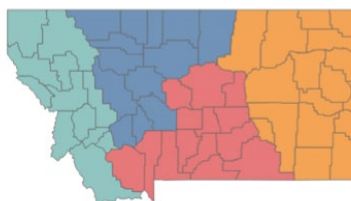
- Montana (MT) uses HPP funding to build and maintain a strong emergency preparedness and response foundation for the state's 1.1 million residents.
- MT health care coalitions (HCCs) mitigated gaps in care delivery by purchasing pediatric-specific equipment for health care facilities across the state.
- MT HCCs streamlined communications and information sharing through development of a weekly HPP newsletter.

SPOTLIGHT ON PREPAREDNESS

HPP funding strengthened relationships and communications between health care agencies. It allowed MT HCCs to purchase platforms to monitor situational awareness with a single system. The HCCs also purchased a volunteer management system, which registered 1,400 volunteers within the first two days of launching. This system supported 200 volunteer staffing requests from hospitals and long-term care facilities. Health care entities were also offered the opportunity to apply for funding to purchase training supplies and equipment to respond to the pandemic.

COVID-19 RESPONSE

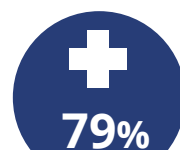
- The MT Department of Public Health and Human Services (DPHHS) and MT HCCs participated in calls with health care professionals to maintain situational awareness throughout the response, enabling HPP to provide additional guidance, clarification, and support to facilities in need.
- MT HCCs distributed powered air purifying respirators and other supplies to facilities throughout the state, enhancing the protection of staff during the response.
- DPHHS established critical access calls three times a week to maintain situational awareness and create potential to decompress larger facilities.



4

**Health Care
Coalitions**

HCC CORE MEMBER PARTICIPATION



of acute care
hospitals



of emergency
medical services



of public health
agencies



of emergency
management
agencies

FY20 end-of-year data and HCC count as of 6/30/2021. Participation rate equals # of HCC member organizations divided by the total # of organizations in MT.